

(Ta: 25°C) ABSOLUTE MAXIMUM RATINGS AT Ta=25°C :

PARAMETER	SYMBOL	RED	UNIT
Power Dissipation Per Segment	PAD	50	mw
Reverse Voltage Per Segment	VR	5	V
Continuous Forward Current Per Segment	IAF	20	mA
Peak Forward Current Per Segment(Duty-0.1,1KHz)	IPF	60	mA
Operating Temperature Range	TOPr	-20°C to 80°C	
Storage Temperature Range	Tstg	-30°C to 85°C	

Ta: 25°C) ELECTRICAL/OPTICAL CHARACTERISTICS AT Ta=25°C :

PARAMETER	SYMBOL	TEST CONDITION	Color	MIN	TYP	MAX	UNIT
Forward Voltage ,Per Segment	VF	IF=20mA	RED	1.9	2.0	2.5	V
Reverse Current , Per Segment	IR	VR=5V	RED			50	µA
Peak Emission Wavelength	λp	IF=20mA	RED	630	633	637	nm
Luminous Intensity Per Segment	IV	IF=20mA	RED	23	25	28	mcd

Fig 1. Forward Current vs. Forward Voltage

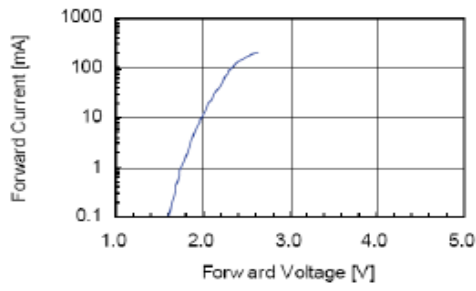


Fig 2. Relative Intensity vs. Forward Current

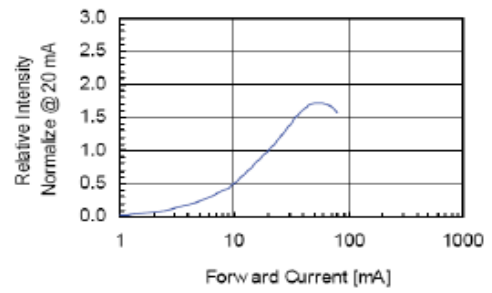


Fig 3. Forward Voltage vs. Temperature

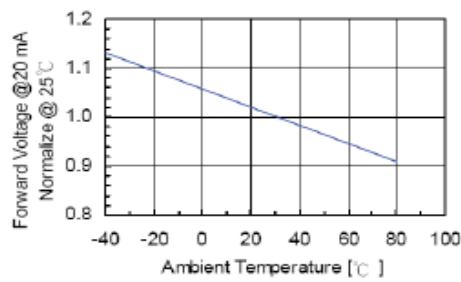


Fig 4. Relative Intensity vs. Temperature

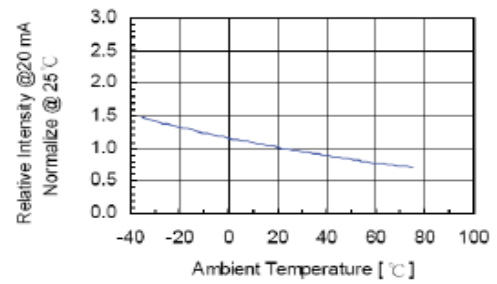
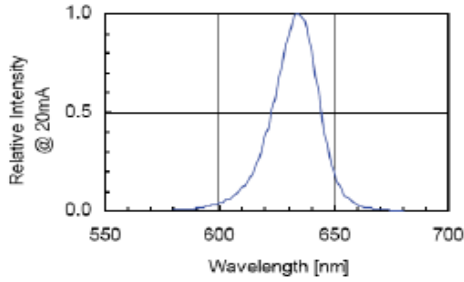


Fig 5. Relative Intensity vs. Wavelength



kwality

KWALITY PHOTONICS PRIVATE LIMITED

ISO 9001-2008 29, EC Kushaiguda, Hyderabad-50 062, INDIA. PH:91-040-27123555,27136252

Email: sales@kwalityindia.com www.kwalityindia.com